

'Nudes' | SGII input: Lesson plan

Aim:

To enable young people to make positive choices regarding the sending of Self-generated indecent images

Objectives:

- Students will have knowledge of the current laws regarding indecent images of children.
- Students will understand the reporting process for such incidents.
- Students will be able to name a range of support services tailored for young people

Key vocabulary

Indecent images; possession; distribution; inciting; sexual offence, SGII, YPSI

Key questions

- Up to what age does this law refer?
- What report mechanisms are available?

Differentiation:

- Visual explanation via film.
- Verbal discussion around the law and invite questions and partner chat to firm up knowledge

IMPORTANT:

- Prior to delivery, ensure schools have sent out an 'OPT OUT' letter prior to the presentation.
- Ensure schools views content of presentation and video.


Lesson process

Introduction



- Police officer introduction and topic focus.
- WARNING statement about content

1:00



Gauge the group's current knowledge around sending/sharing nudes
Clarify what a 'nude' is. Students may want to share their own terms. Let them share these now to allow progress through the rest of the lesson

3:00

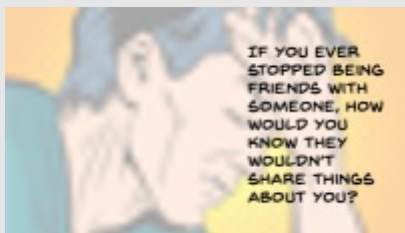
Main session




Discuss how many people are doing this? Is it everyone. Share data 2:00



Explore reasons why young people may choose to send a nude 2:00
Encourage students to share their reasons.
Discuss whether it is a choice to send an image.




Discuss what possible consequences there can be by sending an image to another person. 2:30
Discuss relationships, longevity of relationships, trust.
Allow sharing of personal experience within context of not sharing personal names.



Discuss consequences of uploading content online. 2:00
How far can it be shared?
Who can get hold of it?



Explain the permanence of the Internet and how it relates to young people. 1:00



Explain that this content shows a pixelated image to convey the idea of nudity. It was never a nude image.



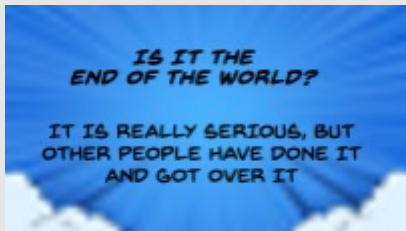
VIDEO 9:00
Warning re video content



Discuss content of video and consequences



Ask group how they would feel if this happened to them?



Assure young people that although this is a serious incident, support is available.

1:00



- Nobody should go through it alone.
- Speak to an adult you trust. Who could this include?
- Act quickly
- There are people who can help
- Find advice online (SWGFL, so you got naked online)
- Speak to close friends who you really trust

3:39



Discussion around current laws regarding indecent images of children. How the police/school view incidents (explain Education Act powers of seizure).

0:00

It is a criminal act to:

- Take an indecent image of a child (under 18) including taking one of yourself
- Make an indecent image (example: copy/save it to pc/usb)
- Distribute: give it or send it to another person
- Incitement to distribute: ask for an image from another person
- Possess an indecent image



What could happen?

1:52

- Police caution
 - Criminal conviction
 - Imprisonment
- Other services could be involved.



Talk with the group as to how they can report incidents/report content.
Explain where students can get support



QR code links to advice and guidance online

Consolidation

- Group poll on whether sending/receiving/sharing nudes is illegal.
- Ask for examples of how young people can report incidents/content.
- Individuals to explain which services young people can access for help and support.
- Check for any confusion/questions and student welfare